




This information was obtained from *The Chronicle of Higher Education*, November 16, 2007, Section B, "Executive Compensation," esp. pp. B17ff.

State	Institution	Name	Salary		Car	House	Other	Total compensation	Year reported
			Public funds	Private sources					
Virginia	George Mason U.	 Alan G. Merten	\$151,036	\$233,964	1 car from private sources	1 house provided by state	\$110,000 performance bonus, \$100,000 engagement bonus, \$47,500 retirement pay	\$642,500	2006-7
Virginia	Northern Virginia CC	Robert G. Templin Jr.	\$212,306		1 car provided by state	\$10,000 from private sources	\$23,566 retirement pay, \$1,040 deferred compensation	\$246,912	2006-7
Virginia	Old Dominion U.	 Roseann Runte	\$151,811	\$160,345	1 car provided by state	1 house provided by state	\$75,000 deferred compensation, \$23,452 retirement pay	\$410,608	2006-7
Virginia	Tidewater CC	Deborah M. DiCroce	\$194,295					\$194,295	2006-7
Virginia	U. of Virginia	John T. Casteen III	\$169,339	\$298,661	\$15,000 from private sources	1 house provided by state	\$200,000 deferred compensation, \$48,672 retirement pay, \$22,000 performance bonus, expense account, club dues	\$753,672	2006-7
Virginia	Virginia CC system	Glenn DuBois	\$160,811	\$149,189	\$20,000 provided by state		\$32,240 retirement pay	\$362,240	2006-7
Virginia	Virginia Commonwealth U.	 Eugene P. Trani	\$169,339	\$195,851	1 car from private sources	1 house from private sources	\$133,692 deferred compensation, \$18,260 performance bonus, \$20,000 incentive bonus, \$480 retirement pay	\$537,622	2006-7
Virginia	Virginia Tech	Charles W. Steger	\$169,339	\$270,122	\$20,000 provided by state		\$200,000 deferred compensation, \$21,973 performance bonus	\$681,434	2006-7

SCHEV-Approved PEER INSTITUTION (Public only*)	2006-7 TOTAL COMPENSATION
Georgia State University	\$701,524
<b>George Mason University</b>	<b>\$642,500</b>
Arizona State University at the Tempe Campus	\$609,194
University of Houston	\$591,823
University of New Mexico-Main Campus	\$587,000
University of Louisville	\$561,611
University of Connecticut	\$510,000
University of Nevada-Reno	\$455,909
University of Nevada-Las Vegas	\$449,362
University of Cincinnati-Main Campus	\$438,557
University of Maryland-College Park	\$432,539
University of Oklahoma Norman Campus	\$412,017
SUNY at Buffalo	\$402,600
Wayne State University	\$395,975
University of Missouri-Columbia	\$356,022
University of Kansas Main Campus	\$336,274
Indiana University-Bloomington*	\$333,000
Indiana University-Purdue University-Indianapolis	\$316,200
University of Nebraska at Lincoln	\$308,909
University of Memphis	\$290,643
University of Arkansas Main Campus	\$287,732
<b>Mean=\$448,542; GMU +\$193,958 (+43.25%) Compared to Mean</b>	
<b>Median=\$438,557; GMU +\$203,943 (+46.5%) Compared to Median</b>	
*Data for one public peer, SUNY at Albany, were not available.	